

migrant
literacies





Co-funded by the
Erasmus+ Programme
of the European Union

The contents of this publication
are the sole responsibility
of the author and can in no way
be taken to reflect the views
of the European Commission.

First steps in Poland with a smartphone's help

by Polis

Activities are designed to help people on their first steps in Poland. If your only helper is a smartphone - we show you a set of tools useful in Poland in various situations. Migrants will learn how quickly they can translate content in urban space, restaurants etc. They can also learn how to learn first words, how to use public transport and where to seek help.



GENERAL DESCRIPTION

TARGET GROUP	size: 20 people age: 18 - 35 literacy level - basic digital literacy requirements- smartphone with internet
TIME	6 hrs
FORM	External workshop or workshops included in regular language classes.
SPACE	Inclusion in the regular classes
TOPICS COVERED	<ul style="list-style-type: none">• Language learning• Moving around Poland and Warsaw• Security
TOOLS	Apps
OBJECTIVES	<ol style="list-style-type: none">1.increase of competences to move around the city and use of infrastructure2.increase of language competences3.increased sense of security
LINGUISTIC SKILLS	Migrants will get to know tools to learn the alphabet and simple words and phrases.
DIGITAL/ MEDIA LITERACY REFERENCE	Migrants will learn many practical applications.

STEP BY STEP DESCRIPTION

STEP 1

Time

20 min.

Objective

Increase of language competences.

Material

- Google translator

Literacy skills

Linguistic/ alphabetic/ digital.

Activity description

Migrants learn the application, practice reading text from the camera, handwriting, conversation and voice. Then we discuss the places where this tool can be useful, applications in everyday life, alternative tools, restrictions.

STEP 2

Time

30 min.

Objective

Increase of language competences.

Material


- Selected application

Literacy skills

Alphabetic

Activity description

migrants learn about different applications, thanks to which it is easier to learn the pronunciation of the Polish alphabet.



STEP 3

Time

30 min.

Objective

1. Increase of language competences

Material

• Selected apps

Literacy skills

Linguistic / alphabetic.

Activity description

Learning about the applications by which migrants can independently. Practice basic Polish words and phrases. Discussion about ways of creating a language: migrants write other ways to learn a language at a basic level.

STEP 4

Time

30 min.

Objective

1. Increase of language competences

Material


• YouTube

Literacy skills

Linguistic / alphabetic.

Activity description

Training of smalltalk's forms and greetings in Polish language using the youtube video.



STEP 5

Time

30 min.

Objective

1. Increase of competences to move around the city and use of infrastructure

Material

- Google Maps
- Jakdojade

Literacy skills

Digital.

Activity description

Migrants in two groups are testing applications. each group has to write down the pros and cons of its application.

STEP 6

Time

10 min.

Objective

1. Increase of competences to move around the city and use of infrastructure

Material

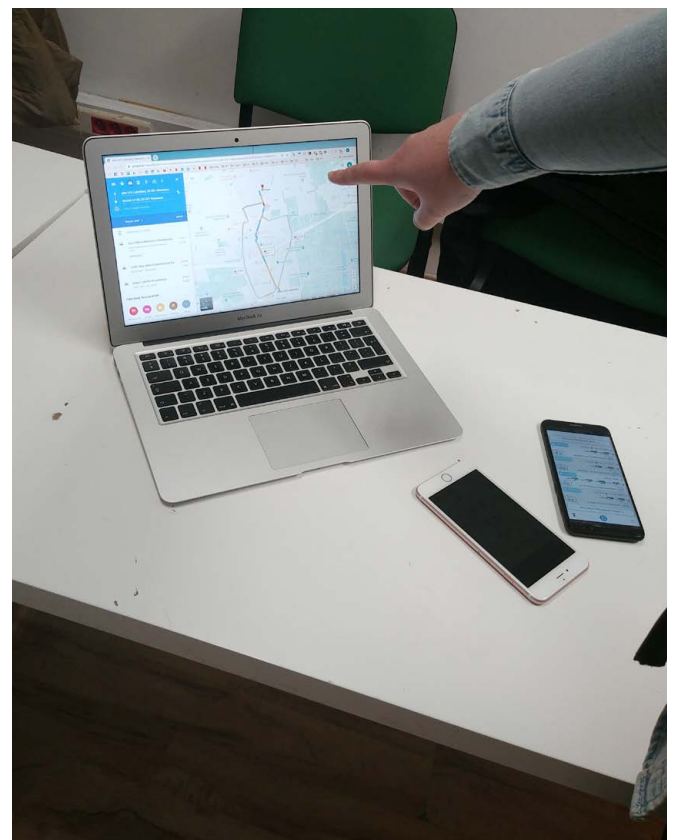
- verturillo app

Literacy skills

Digital.

Activity description

Migrants will get to know the application through which they can rent city bikes.



STEP 7

Time

30 min.

Objective

1. Increase of competences to move around the city and use of infrastructure.

Material

- E-podroznik app
- Intercity app

Literacy skills

Digital.

Activity description

Migrants learn how to travel in Poland: trains, buses. Their task is to plan a trip from city A to city B using selected methods. Then they learn how to buy a ticket online.

STEP 8

Time

15 min.

Objective

1. Increase of sense of security

Material

- selected apps

Literacy skills

Digital.

Activity description

Migrants will learn phone numbers and applications related to first aid, police.

